

Name \_\_\_\_\_

## Lesson 5: What was Earth's temperature like in the past?

**Do Now Prior Experiences:** After the last lesson, it is clear that we need to look at more data over time to determine if warming temperatures are a trend.

1. In your own words, what is a trend?

---

---

---

2. Where have you seen trends before in your life?

---

---

---

---

3. At this point in our investigation, do you think that the rising temperatures are a trend? Explain your thinking in at least two complete sentences.

---

---

---

---

### Procedure:

Analyze the series of pictures below of the man and his dog. Which one do you watch as you follow the pictures in order?



4. Continue to analyze. Which direction is the dog moving (up, down, or diagonal)? Which direction is the man moving? Compare the relationship between the two paths.

---

---

---

---

5. Which character (dog or man) shows the path of a trend? Why?

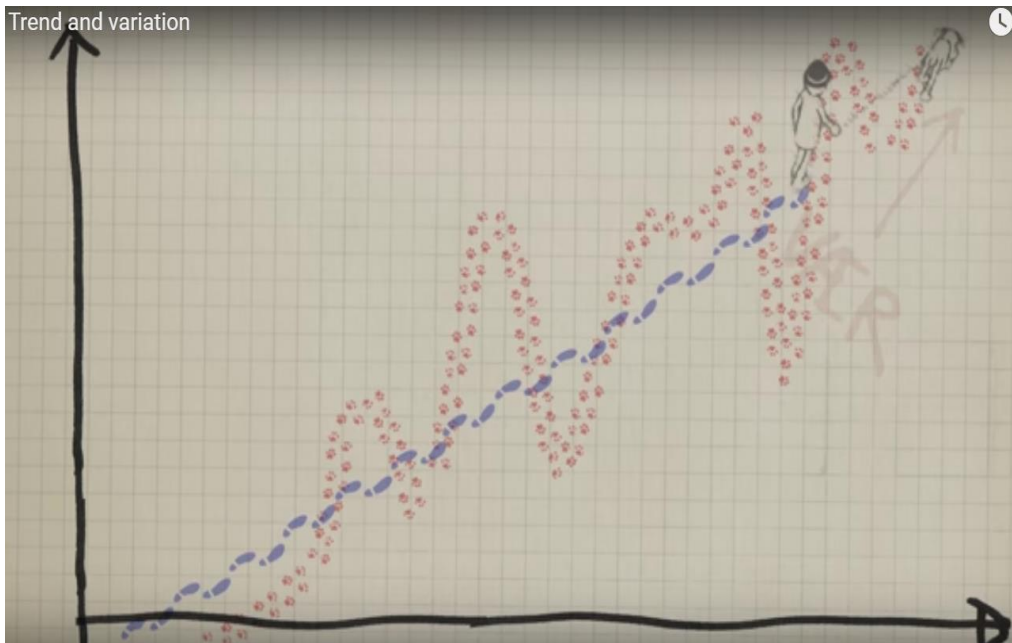
---

---

---

---

6. Now look at the final image below. The man is the climate and the dog is the weather. The man shows the trend. How can this example be used to explain the definition of a trend?



---

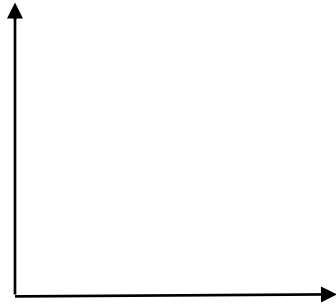


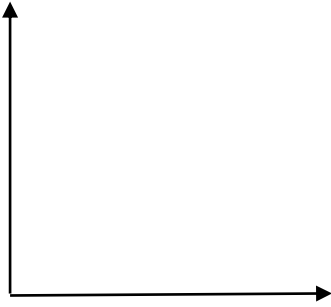
---

---

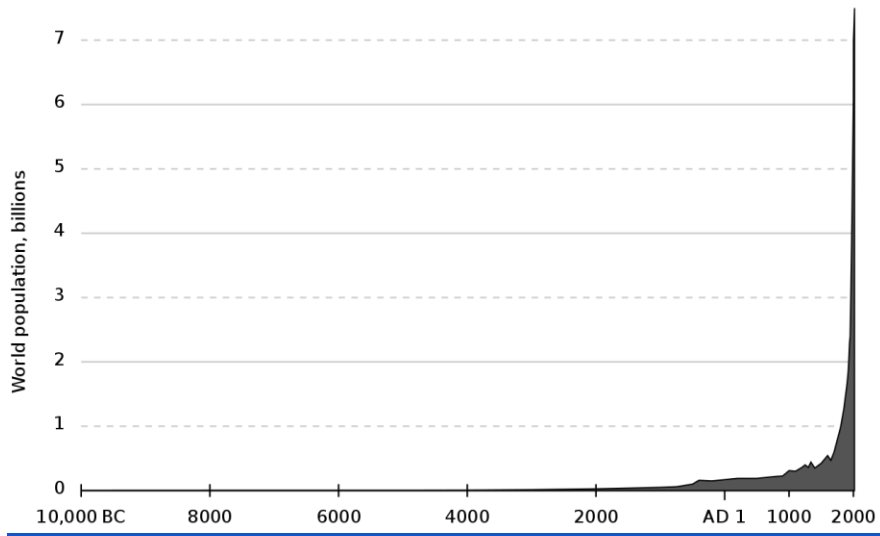
---

**Application:**

7. Summarize the four types of trends with sketches and descriptions.



8. Describe the trend of the world's human population.



Source: Wikimedia Commons

**Observations:**

**Now let's look at global temperature data over a LONG span of time!**

You will look at a time line from 20,000 BC to today. The timeline is long and requires you to scroll down. As you scroll, look for trends and when the trend changes.

Scroll down through the entire graph and make some general observations about the design of the timeline, the highest points and the lowest points along with the text. Answer the questions below as you look at the time line.

**A Timeline of Earth's Average Temperature: online <https://xkcd.com/1732/> or download image (click to zoom in) [https://imgs.xkcd.com/comics/earth\\_temperature\\_timeline.png](https://imgs.xkcd.com/comics/earth_temperature_timeline.png)**

9. Look at the flow of the line from beginning to end. What is the overall trend from beginning to end?

---

---

---

---

10. Carefully locate three trends within the timeline. State the start point (e.g. 10000 BC) and the end point (e.g. 500 BC) of the trend you see. Which direction is the trend (increasing, decreasing and at what rate: fast, slow)?

---

---

---

---

11. What are your thoughts now about the trend of last 200 years and the last 22,000 years? At what point does the overall trend change (look at the text - what is happening)?

---

---

---

---

### Where is this data coming from?

Before people had thermometers, indeed before any temperatures were recorded, the Earth itself recorded clues about temperature, precipitation, atmospheric gases, and other aspects of the environment in the thick layers of ice that have accumulated in places like Greenland and Antarctica. To reveal these clues to the past, researchers drill into glaciers and ice sheets and remove cylinder-shaped samples of ice called ice cores. Back in the laboratory, scientists can use chemical sampling techniques to determine the age of each layer of ice and the concentrations of different gases trapped in tiny air bubbles within the ice, which reveals what the atmosphere was made of in the past. They can also examine the water molecules in the ice itself to get information about historical temperatures. Trapped pollen and dust provide additional clues about the climate. Ice core records can go back hundreds of thousands of years, and they help scientists find out whether the rapid increase in CO<sub>2</sub> levels and temperature we are currently observing fits a natural pattern or not.

**Write a summary of how scientists know what the atmosphere was like before we had thermometers.**

### From the Industrial Revolution to Automobiles: Read to Learn

#### From Revolution to Reconstruction

During the 1800's, business and industry developed in America in different ways. From the late 1700s onward, factory work gradually replaced the system of home-based production. Rural, water-powered mills, were replaced by urban (city), steam-driven factories, filled to the roof with chugging, hissing, clunking machines. A task once accomplished by a group of skilled craftsmen became a thoughtless chore completed by, and depending on, faceless, nameless machines in an assembly line. During this time of industrial growth, the world's population reached 1 billion people in 1804.

Following the Civil War, industrialization in the United States advanced rapidly. One reason for the dramatic economic transformation was that rural workers and immigrants moved into the cities at an amazing rate. By 1880, over 25% of the entire population lived in cities.

Employers (bosses) soon realized that if factories were built in cities, there would be a larger supply of workers available. With more people willing to do the work, employers felt that they could cut wages, and put more money into their own pockets. Naturally, employers wanted to maximize their profits. That meant that men, women and children were hired for very low wages, usually worked in dangerous or unhealthy conditions, and often worked for twelve or more hours a day.

Industry in America developed far more rapidly than it had in Europe. Factories and mills spread quickly throughout New England (northeast US) prior to the Civil War due to good supplies of natural resources such as iron and coal, and the ease of transporting finished goods along the many navigable rivers. This in turn led to the building of more railroads and canals to handle the increased shipping of supplies.

## Turn of the Century

The Industrial Revolution had lasting effects. The people of the early 20th century (1900s) had access to many more luxuries than any people before. Cities were transformed by the ever-growing skyscrapers that seemed to dominate architecture. This was made possible due to better methods of production of steel and the increasing use of energy sources such as electricity and coal. Electricity changed life as people began to use electric lights and appliances in their homes. For entertainment, new technologies such as the radio and moving pictures became popular. In 1908, the first mass-produced fossil-fuel powered automobiles were made. By 1927, there were 15 million Ford Model T cars on the roads and the world's population reached 2 billion people in 1930. This spirit of invention and growth continued throughout the 20th century.

## Notices and Wonderings

Write at least four facts you learned from the article. Write them in your own words.

What did you notice or learn from the reading? Be specific.	Wonderings?

## Conclusions - Answer each question within a paragraph.

- What did you find out after you analyzed the trend cartoon?
- What kind of trend did we decide is happening to our temperatures compared to the Earth's history?
- What other questions do we have about the increase in temperature on Earth?
- How did the industrial revolution change life for people?

---

---

---

---

---

---

---

---

---

---

---

---

---

---

**Next Steps:**

**What we should investigate in our next lesson?**

**Hint: Think about the impact of the Industrial Revolution on the global temperature.**

--