




HEART Force Example Instructional Calendar

1 Week of Instructional Time - No Community Resilience Expo
No Community Expert Available

MONDAY	TUESDAY	WEDNESDAY	THURSDAY	FRIDAY
<p>*Students take Pre-Survey (20 min)*</p> <p>Introduce Unit Begin Hazard Lesson: Colorado Wildfire MS / HS Colorado Flood MS / HS Colorado Drought MS / HS</p>	<p>Hazard Lesson Cont.</p>	<p>Hazard Lesson Cont.</p>	<p>Scenario-Based Role-Playing Game: Wildfire Game Flood Game Drought Game</p>	<p>Scenario-Based Role-Playing Game cont.</p> <p>*Students take Post-Survey (20 min.)*</p>



These materials were developed by CIRES Education & Outreach at the University of Colorado Boulder.

<https://cires.colorado.edu/outreach/projects/HEARTForce>










HEART Force Example Instructional Calendar

3 Weeks of Instructional Time - Communicate Existing Plans

Community Expert(s) Available ( means opportunity to invite a community expert to speak with students)

MONDAY	TUESDAY	WEDNESDAY	THURSDAY	FRIDAY
<p>*Students take Pre-Survey (20 min)* Introduce Unit - Guest Speaker (e.g. local Emergency Manager)</p> 	<p>Vocabulary of Hazards Lesson OR Envisioning a Resilient Future Lesson</p>	<p>Begin Hazard Lesson: Colorado Wildfire MS / HS Colorado Flood MS / HS Colorado Drought MS / HS</p>	<p>Hazard Lesson Cont.</p>	<p>Finish Hazard Lesson</p>
<p>Scenario-Based Role-Playing Game: Wildfire Game Flood Game Drought Game</p>	<p>Finish Scenario-Based Role-Playing Game</p>	<p>Colorado Resiliency Framework StoryMap Lesson: Wildfire Flood</p>	<p>Communicate Existing Plans Educator Guide Exploring Local Mitigation Plans Lesson</p>	<p>Community Expert Guest Speaker (e.g. Water Utility Manager, Wildland Firefighter, City Engineer)</p> 
<p>Research Interview Community Expert(s)</p> 	<p>Prepare Presentations</p>	<p>Practice Presentations</p>	<p>Community Resilience Expo - Public Presentation of Learning</p> 	<p>Finish Unit *Students take Post-Survey (20 min.)*</p>



These materials were developed by CIRES Education & Outreach at the University of Colorado Boulder.

<https://cires.colorado.edu/outreach/projects/HEARTForce>





HEART Force Example Instructional Calendar

3 Weeks of Instructional Time - Communicate Existing Plans

No Community Expert Available

MONDAY	TUESDAY	WEDNESDAY	THURSDAY	FRIDAY
<p>*Students take Pre-Survey (20 min)*</p> <p>Introduce Unit</p>	<p>Vocabulary of Hazards Lesson OR Envisioning a Resilient Future Lesson</p>	<p>Begin Hazard Lesson: Colorado Wildfire MS / HS Colorado Flood MS / HS Colorado Drought MS / HS</p>	<p>Hazard Lesson Cont.</p>	<p>Finish Hazard Lesson</p>
<p>Scenario-Based Role-Playing Game: Wildfire Game Flood Game Drought Game</p>	<p>Finish Scenario-Based Role-Playing Game</p>	<p>Colorado Resiliency Framework StoryMap Lesson: Wildfire Flood</p>	<p>Communicate Existing Plans Educator Guide Exploring Local Mitigation Plans Lesson</p>	<p>Research</p>
<p>Research</p>	<p>Prepare Presentations</p>	<p>Practice Presentations</p>	<p>Community Resilience Expo - Public Presentation of Learning</p>	<p>Finish Unit *Students take Post-Survey (20 min.)*</p>



These materials were developed by CIRES Education & Outreach at the University of Colorado Boulder.

<https://cires.colorado.edu/outreach/projects/HEARTForce>









HEART Force Example Instructional Calendar

4 Weeks of Instructional Time - Design a Resilient Future for Your Community

Community Expert(s) Available ( means opportunity to invite a community expert to speak with students)

MONDAY	TUESDAY	WEDNESDAY	THURSDAY	FRIDAY
<p>*Students take Pre-Survey (20 min)*</p> <p>Introduce Unit - Guest Speaker (e.g. local Emergency Manager) </p>	<p>Vocabulary of Hazards Lesson</p> <p>OR</p> <p>Envisioning a Resilient Future Lesson</p>	<p>Begin Hazard Lesson: Colorado Wildfire MS / HS Colorado Flood MS / HS Colorado Drought MS / HS</p>	<p>Hazard Lesson Cont.</p>	<p>Finish Hazard Lesson</p>
<p>Scenario-Based Role-Playing Game: Wildfire Game Flood Game Drought Game</p>	<p>Finish Scenario-Based Role-Playing Game</p>	<p>Introduce Driving Question Begin Colorado Resiliency Framework StoryMap Lesson: Wildfire Flood</p>	<p>Finish Colorado Resiliency Framework StoryMap Lesson</p>	<p>Exploring Local Mitigation Plans Lesson</p>
<p>Begin Design a Resilient Future Divide into student groups Activity 1: Design Process Overview</p>	<p>Design a Resilient Future cont. Activity 2: Interview Community Expert </p>	<p>Design a Resilient Future cont. Activity 3: Capture Findings and Take a Stand Activity 4: Ideate</p>	<p>Design a Resilient Future cont. Activity 4: Student Feedback Session</p>	<p>Design a Resilient Future cont. Activity 5: Focus Activity 6: Prototype</p>
<p>Design a Resilient Future cont. Activity 6: Test - Community Expert Feedback </p>	<p>Design a Resilient Future cont. Activity 7: Iterate and Launch</p>	<p>Design a Resilient Future cont. Activity 7: Iterate and Launch</p>	<p>Community Resilience Expo - Public Presentation of Learning </p>	<p>Finish Unit *Students take Post-Survey (20 min.)*</p>



These materials were developed by CIRES Education & Outreach at the University of Colorado Boulder.

<https://cires.colorado.edu/outreach/projects/HEARTForce>





HEART Force Example Instructional Calendar

4 Weeks of Instructional Time - Design a Resilient Future for Your Community
No Community Expert Available

MONDAY	TUESDAY	WEDNESDAY	THURSDAY	FRIDAY
Students take Pre-Survey (20 min) Introduce Unit	Vocabulary of Hazards Lesson OR Envisioning a Resilient Future Lesson	Begin Hazard Lesson: Colorado Wildfire MS / HS Colorado Flood MS / HS Colorado Drought MS / HS	Hazard Lesson Cont.	Finish Hazard Lesson
Scenario-Based Role-Playing Game: Wildfire Game Flood Game Drought Game	Finish Scenario-Based Role-Playing Game	Introduce Driving Question Begin Colorado Resiliency Framework StoryMap Lesson: Wildfire Flood	Finish Colorado Resiliency Framework StoryMap Lesson	Exploring Local Mitigation Plans Lesson
Begin Design a Resilient Future Divide into student groups Activity 1: Design Process Overview	Design a Resilient Future cont. Activity 2: Research	Design a Resilient Future cont. Activity 3: Capture Findings and Take a Stand Activity 4: Ideate	Design a Resilient Future cont. Activity 4: Student Feedback Session	Design a Resilient Future cont. Activity 5: Focus Activity 6: Prototype
Design a Resilient Future cont. Activity 6: Test	Design a Resilient Future cont. Activity 7: Iterate and Launch	Design a Resilient Future cont. Activity 7: Iterate and Launch	Community Resilience Expo - Public Presentation of Learning	Finish Unit *Students take Post-Survey (20 min.)*



These materials were developed by CIRES Education & Outreach at the University of Colorado Boulder.

<https://cires.colorado.edu/outreach/projects/HEARTForce>

