








The Flood Response Game

Flood Response Guidelines

As the flood progresses, your community will face increasing risk. Use this guideline to think about what resources you need to respond to the changing situation.

Flood Levels	Immediate Actions	Secondary Actions
Level 0 No Flooding	 No flood control action needed—address the Community Challenge .	
Level 1 Flood Warning 	<p>Task a: Send alert with <u>automated alert/notice system</u> via email, social media, reverse 911</p> <p>Task b: <u>Volunteer teams</u> ready to move equipment to vulnerable river banks</p> <p>Task c: Confirm <u>alternate evacuation routes</u></p> <p>Task d: <u>Emergency personnel</u> on alert and ready</p> <p>Task e: Request additional <u>police officers</u> to be available with traffic redirection</p>	<p>Task f: Have <u>road signs</u> or <u>road barricades</u> ready to deploy to vulnerable roadways</p> <p>Task g: <u>Volunteer team</u> ready to help with evacuation</p> <p>Task h: Arrange <u>alternative school facilities</u></p> <p>Task i: Ask the <u>emergency coordinator</u> to organize a neighborhood info meeting</p>
Level 2 Minor Flooding 	<p>Task a: Send alert with <u>automated alert/notice system</u></p> <p>Task b: Deploy <u>volunteer teams</u> to evacuate people and businesses in the flood zone</p> <p>Task c: Preparation of <u>sandbags</u></p> <p>Task d: Use <u>road barricades</u> to close vulnerable roads</p> <p>Task e: Arrange <u>alternative school facilities</u></p>	<p>Task f: Prepare city's <u>flood pumps</u></p> <p>Task g: Assemble <u>volunteer safety supplies</u></p> <p>Task h: Coordinate a <u>volunteer team</u> to assist those who need help evacuating or protecting their homes</p> <p>Task i: Use the <u>emergency shelter & supplies</u> to temporarily replace a flooded daycare center</p>
Level 3 Moderate Flooding 	<p>Task a: Send alert with <u>automated alert/notice system</u></p> <p>Task b: Provide <u>volunteer safety supplies</u> to volunteers</p> <p>Task c: Make <u>state emergency response request</u></p> <p>Task d: Activate city's <u>flood pumps</u></p> <p>Task e: Use a <u>volunteer team</u> to assist those who need help evacuating or protecting their homes</p>	<p>Task f: Designate <u>alternative evacuation route</u></p> <p>Task g: Set up <u>emergency shelters & supplies</u> for residents that have to evacuate</p> <p>Task h: Place <u>public transportation systems</u> on standby</p> <p>Task i: Ask the <u>emergency coordinator</u> to address a neighborhood power outage</p>
Level 4 Major Flooding 	<p>Task a: Send alert with <u>automated alert/notice system</u> with flood warning and evaluation route</p> <p>Task b: Coordinate <u>volunteer teams</u> to repair additional bank/levee vulnerabilities</p> <p>Task c: Activate <u>emergency shelters & supplies</u></p> <p>Task d: Activate <u>public transportation system</u> for assistance with evacuation</p> <p>Task e: Activate secondary <u>volunteer teams</u> to support first responders (childcare, etc.)</p>	<p>Task f: <u>Police officers</u> monitor roadways to ensure that evacuees can get out</p> <p>Task g: Deploy additional <u>road signs</u> to help with increases in evacuation efforts</p> <p>Task h: Deploy <u>medic team</u> for affected residents</p> <p>Task i: Get a <u>volunteer team</u> to help fix leaking roofs in your neighborhood</p>